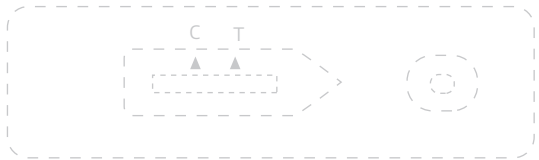


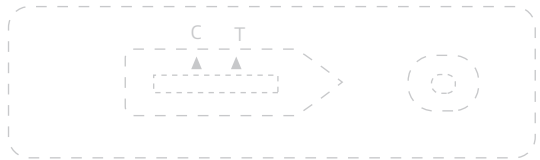
Nom / prénom



Heure

This block contains a tracing exercise. At the top left, the text "Nom / prénom" is written in teal. The main part of the block features a large dashed rectangular box. Inside this box, there is a dashed arrow pointing to the right. Above the arrow, the letters "C" and "T" are printed. Below each letter is a small black triangle pointing upwards, indicating the starting point for writing. To the right of the arrow is a dashed circle with a smaller circle inside it, representing a target or a specific shape to be traced. At the bottom left of the block, the word "Heure" is written in teal.

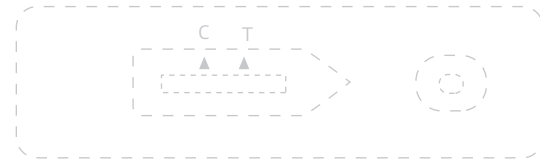
Nom / prénom



Heure

This block contains a tracing exercise. At the top left, the text "Nom / prénom" is written in teal. The main part of the block features a large dashed rectangular box. Inside this box, there is a dashed arrow pointing to the right. Above the arrow, the letters "C" and "T" are printed. Below each letter is a small black triangle pointing upwards, indicating the starting point for writing. To the right of the arrow is a dashed circle with a smaller circle inside it, representing a target or a specific shape to be traced. At the bottom left of the block, the word "Heure" is written in teal.

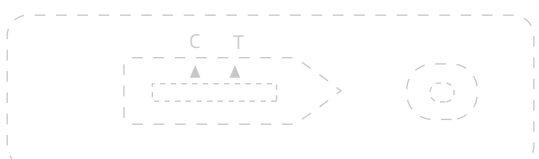
Nom / prénom



Heure

This block contains a tracing exercise. At the top left, the text "Nom / prénom" is written in teal. The main part of the block features a large dashed rectangular box. Inside this box, there is a dashed arrow pointing to the right. Above the arrow, the letters "C" and "T" are printed. Below each letter is a small black triangle pointing upwards, indicating the starting point for writing. To the right of the arrow is a dashed circle with a smaller circle inside it, representing a target or a specific shape to be traced. At the bottom left of the block, the word "Heure" is written in teal.

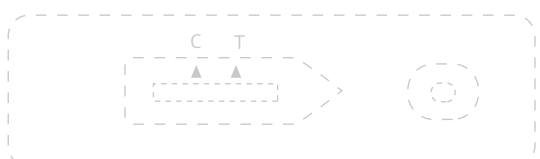
Nom / prénom



Heure

This block contains a tracing exercise. At the top left, the text "Nom / prénom" is written in teal. The main part of the block features a large dashed rectangular box. Inside this box, there is a dashed arrow pointing to the right. Above the arrow, the letters "C" and "T" are printed. Below each letter is a small black triangle pointing upwards, indicating the starting point for writing. To the right of the arrow is a dashed circle with a smaller circle inside it, representing a target or a specific shape to be traced. At the bottom left of the block, the word "Heure" is written in teal.

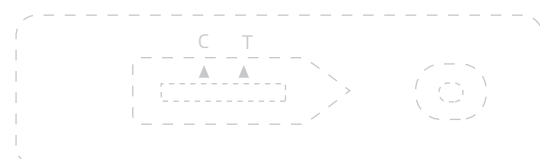
Nom / prénom



Heure

This block contains a tracing exercise. At the top left, the text "Nom / prénom" is written in teal. The main part of the block features a large dashed rectangular box. Inside this box, there is a dashed arrow pointing to the right. Above the arrow, the letters "C" and "T" are printed. Below each letter is a small black triangle pointing upwards, indicating the starting point for writing. To the right of the arrow is a dashed circle with a smaller circle inside it, representing a target or a specific shape to be traced. At the bottom left of the block, the word "Heure" is written in teal.

Nom / prénom



Heure

This block contains a tracing exercise. At the top left, the text "Nom / prénom" is written in teal. The main part of the block features a large dashed rectangular box. Inside this box, there is a dashed arrow pointing to the right. Above the arrow, the letters "C" and "T" are printed. Below each letter is a small black triangle pointing upwards, indicating the starting point for writing. To the right of the arrow is a dashed circle with a smaller circle inside it, representing a target or a specific shape to be traced. At the bottom left of the block, the word "Heure" is written in teal.